


The Spray Delivery System

A new and revolutionary Spray Delivery System which converts in minutes to a 'covered boom system'.



Eleven nozzles on 20" centres


This new smooth-riding Spray Delivery System helps you to treat more evenly your turf, no matter what the terrain. It's innovative design and quality construction means that the system is easy to use and performs more efficiently than traditional spray equipment.

Designed to retrofit to your current spray system or to a new spray system, this new Spray Delivery System assures even coverage and less wear and tear on equipment.




Optional drift control covers are available that easily attach to the Spray Delivery System and cover the spray nozzles if windy conditions are present. Outer boom nozzles are visible from operator's seat to verify flow.

Air shock breakways are adjustable by raising or lowering air pressure and require no lubrication.





Linear actuators are mounted on top of the delivery system and out of the spray area.



Spray nozzles are enclosed for protection, yet easily accessible.



A double shock absorbing rubber isolation system keeps the extension structures operating smoothly in rough terrain. The system reduces shock levels by 50%, allowing for a smoother ride for the extension arms and increased nozzles accuracy.



Metal parts have a polyester coating for corrosion resistance.

Extension arms fold into a crossed transport position from the operator's seat.